



The Economic Importance and Wood Flows from the Forests of Maine, New Hampshire, Vermont and New York, 2007*

Highlights

- The annual contribution of forest-based manufacturing and forest-related recreation and tourism to the economy in Maine, New Hampshire, Vermont and New York is over **\$19 billion**.
- Forest-based manufacturing contributes **\$14.4 billion in value of shipments** to the economy or **7.3 %** of the four-state total manufacturing sales.
- The forest-based manufacturing industry provides employment for 92,771 people and generates a payroll of over **\$3.4 billion**.
- Forest-based recreation and tourism provides employment for over 44,400 and generates payrolls of **\$714 million**.
- Revenues from forest-related recreation and tourism activities totaled **\$3.6 billion** in 2005.
- Landowners in Maine, New Hampshire, Vermont and New York received estimated stumpage revenue in 2005 of **\$557 million**.
- The sale of Christmas trees, wreaths, and maple syrup contributed approximately **\$66 million** in 2005.
- Each 1,000 acres of forest land in the four-state region supports 1.9 forest-based manufacturing, forestry and logging jobs and 1.3 forest-related tourism and recreation jobs.



This publication is a summary of a series of state publications on the economic importance and value of forest-based manufacturing and forest-related recreation and tourism of the four states in the NEFA region – New York, Vermont, New Hampshire, and New Hampshire. The state reports are available in printed form and all are available online at www.nefainfo.org. The reports include an overview of the land base in each state and a summary of federal and state data from 2005 or newer that provide a picture of the forest-based manufacturing and forest-related recreation and tourism sectors of the economy.

The reports do not include indirect or induced multipliers, so all data provided represent direct contributions to the economy. The reports update a similar series produced by NEFA in 1995, 2001 and 2004. Different data sources and methods to calculate values were used for the 1995 and 2001 reports, so values from the current reports can only legitimately be compared to the 2004 reports. The economic benefits associated with forest values such as clean water, soil stabilization, and regional green space, among others, are not included in this report, so the final values are very conservative.

* Published August, 2007 using 2005 or better data.



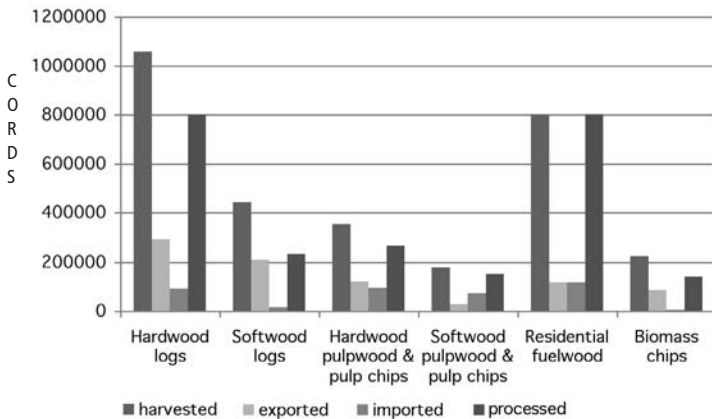
2005 NEFA Region Wood Flow Estimates

NEFA REGION TOTALS

Harvested: 11,533,000 cords
 Processed: 10,728,000 cords

Exported: 2,775,000 cords
 Imported: 2,057,000 cords

Figure 3. WOOD FLOWS IN NEW YORK, 2005

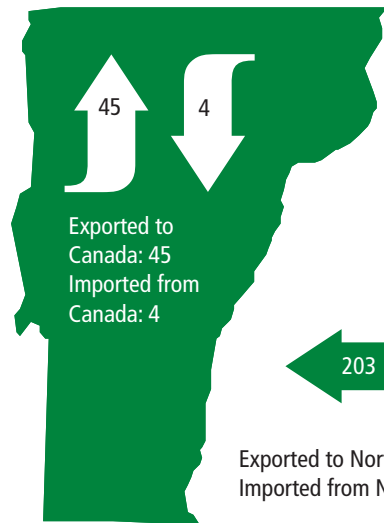
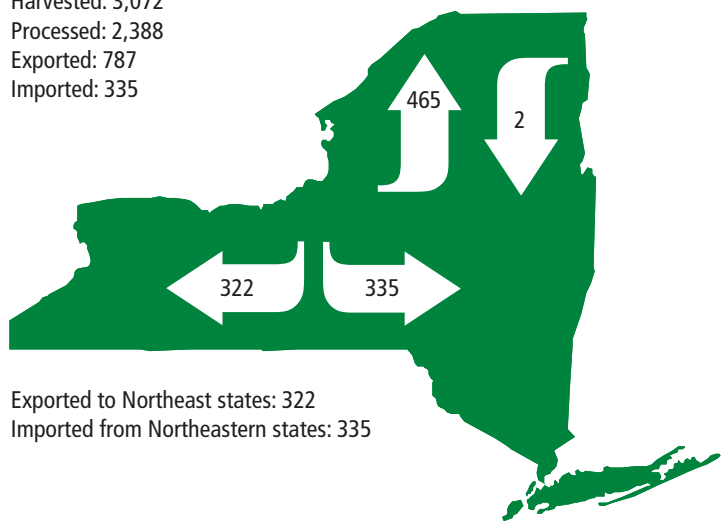


New York 2005

All units are in 1000 cords

Harvested: 3,072
 Processed: 2,388
 Exported: 787
 Imported: 335

Exported to Canada: 465
 Imported from Canada: 2

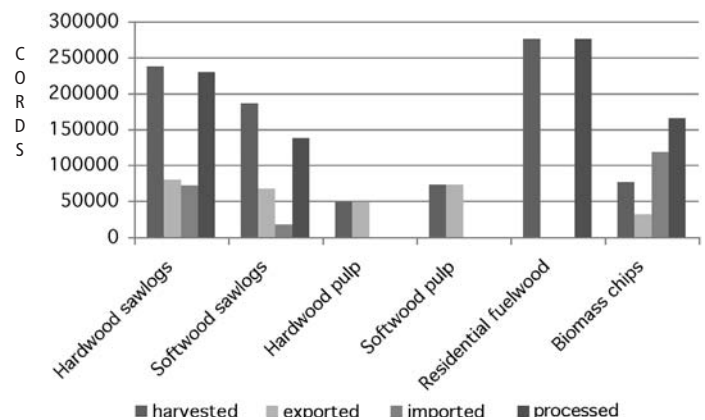


Vermont 2005

All units are in 1000 cords

Harvested: 895
 Processed: 807
 Exported: 297
 Imported: 207

Figure 5. WOOD FLOWS IN VERMONT, 2005



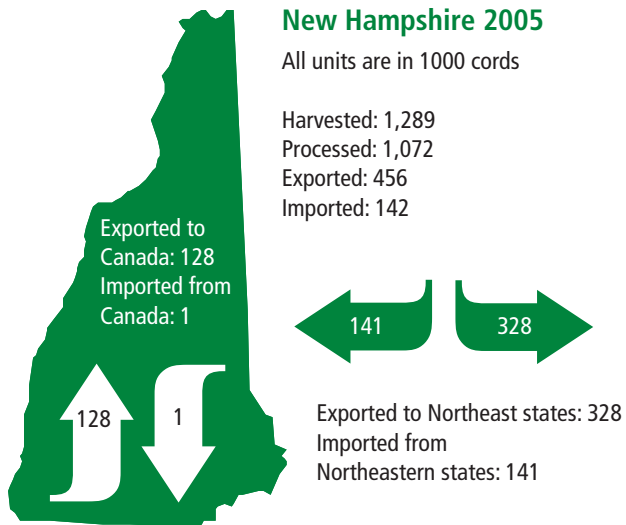


Figure 3. WOOD FLOWS IN NEW HAMPSHIRE, 2005

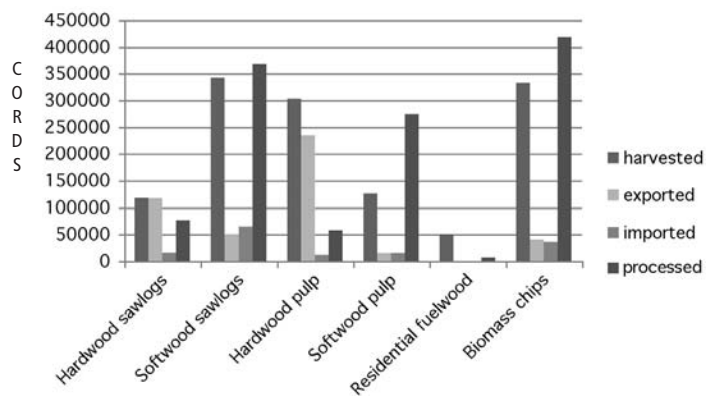
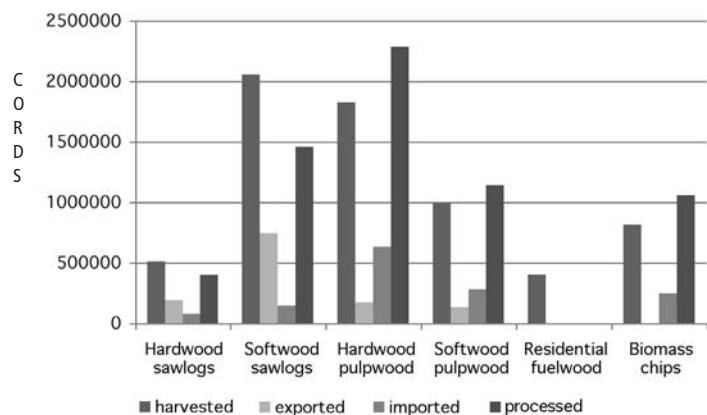


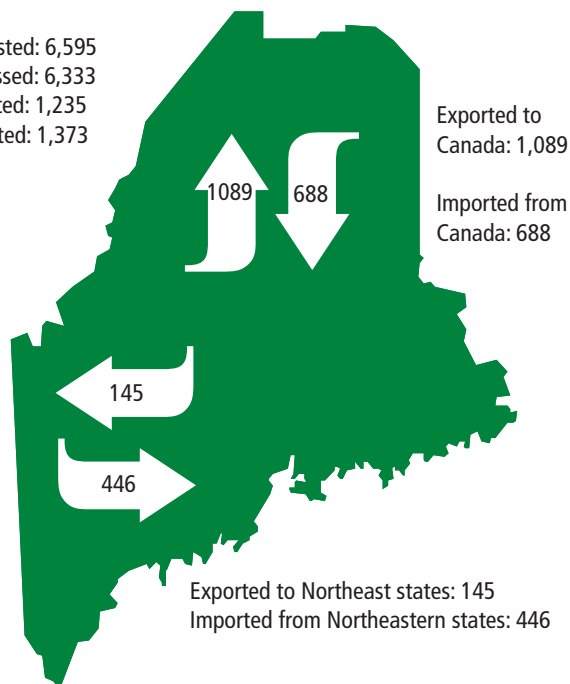
Figure 3. WOOD FLOWS IN MAINE, 2005



Maine 2005

All units are in 1000 cords

Harvested: 6,595
 Processed: 6,333
 Exported: 1,235
 Imported: 1,373



NORTH EAST STATE FORESTERS ASSOCIATION (NEFA) NEFA'S MISSION

Encourage sound decisions about the management and use of rural and urban forest resources in the NEFA region by: developing quality data and information about the forests of the region, identifying significant regional trends, assist the states in broadening awareness of forest health and sustainability issues, providing a regional context for state and local decisions about forest resources and analyzing the environmental, social and economic impacts of forest land use.

This series of reports, as well as other NEFA publications, and additional information about NEFA can be found at www.nefainfo.org. NEFA is the State Foresters of New York, Vermont, New Hampshire and Maine cooperating with the US Forest Service, State and Private Forestry.



CONTACT INFORMATION - Board of Directors

Philip Bryce, Director
Division of Forests and Lands
NH Department of Resources and
Economic Development
PO Box 1856
Concord NH 03302-1856
(603) 271-2214 Phone
(603) 271-6488 Fax
pbryce@dred.state.nh.us

R. Alec Giffen, Director
Maine Forest Service
Maine Department of Conservation
State House Station 22
Augusta ME 04333
(207) 287-2791 Phone
(207) 287-8422 Fax
alec.giffen@maine.gov

Robert Davies, Director
Division of Lands & Forests
New York Department of
Environmental Conservation
625 Broadway
Albany NY 12233-4250
(518) 402-9405 Phone
(518) 402-9028 Fax
rkdavies@gw.dec.state.ny.us

Steven Sinclair, Director
Division of Forests
Vermont Department of Forests,
Parks and Recreation
103 South Main Street, 10 South
Waterbury VT 05671-0601
(802) 241-3678 Phone
(802) 244-1481 Fax
steve.sinclair@state.vt.us

Anne Archie
USDA Forest Service,
State and Private Forestry
271 Mast Road, PO Box 640
Durham NH 03824
(603) 868-7694 Phone
(603) 868-1066 Fax
aarchie@fs.fed.us

Charles A. Levesque,
Executive Director
NEFA
PO Box 2911
Concord NH 03302-2911
(603) 229-4965 Phone
nefa@inrslc.com